

# Landscape plants 1'tall & Spreaders



## Blue Fescue


Deep metallic blue foliage forms a neat, compact mound and is striking massed as a groundcover or a low border. Evergreen.

Full sun

Once established, needs only occasional watering.

Average landscape size: Fast-growing, dense mounds 8 in. tall and wide.

Growth rate: Fast



## Blue Chip Juniper

Superior evergreen groundcover displaying silver-blue foliage on a widely spreading habit. The foliage retains its rich color all year long.

Full sun

Water Needs: Once established, needs only occasional watering.

Average landscape size: Moderate grower to only 1 ft. tall, spreads 6 to 8 ft.

Growth rate: Moderate

Growth habit: Spreading



## Dwarf Japanese Garden Juniper

This ground hugging Juniper provides a dense mound of branches that radiate from the center. Foliage new growth is bright green turning to bluish green as it matures. Winter color has a purple tint. Wonderful groundcover or group planting on a rocky slope. Its foliage and form is best when left unsheared. Evergreen.

Partial to full sun

Water Needs: Once established, needs only occasional watering.

Average landscape size: Moderate growing 1 ft. tall, 6 ft. wide.

Growth rate: Moderate

## Eichholz Cotoneaster

*Cotoneaster dammeri* 'Eichholz'

Very low-growing, wide-spreading groundcover. Large bright green leaves turn a gold to orange-red autumn color. Flowers are followed by showy red fruit in fall. Evergreen.

Partial to full sun

Water Needs: Needs regular watering - weekly, or more often in extreme heat.

Average landscape size: Fast growing to 10 to 12 in. high, 8 to 10 ft. spread.



# Landscape Plants 2' - 3' tall and wide



## **Golden Ruby® Barberry** Deciduous.

A beautiful, slow-growing compact plant with striking coral-orange foliage. Later in season foliage is accented with a golden margin. Makes a great landscape plant for mass plantings or an eye-catching color contrast. Its compact growth habit, only two feet tall and wide, makes this a low maintenance selection. Prefers full sun. Deciduous.

Full sun

Water Needs: Needs regular watering - weekly, or more often in extreme heat.

Average landscape size: Forms a dense, rounded shrub 24 in. tall and wide.

Growth rate: Moderate



## **Sunny Delight® Boxleaf Euonymus**

Handsome, formal appearance to this compact shrub displaying dark green leaves with narrow yellow edges. Perfect as a low hedge needing minimal trimming. Evergreen.

Needs regular watering - weekly, or more often in extreme heat.

Average landscape size: Moderate growth to 2 ft. tall and wide.

Growth rate: Moderate

Growth habit: Compact

## **Little Spire Russian Sage** - Deciduous.


A shorter, upright selection that does not flop over in the landscape as is common with Russian Sage. Features spikes of lavender blue flowers and adds a sense of lightness to the garden. Use in a mass planting, border or as an accent. Deciduous.

Full sun

Once established, needs only occasional watering.

Average landscape size: Moderate growing, multi-stemmed, shrub-like perennial to 2 ft. tall & wide.

Growth rate: Moderate



## **Blue Oat Grass**

Graceful fountains of silver-blue blades form neat ornamental clumps that combine well with other grasses. Beige to light brown terminal panicles appear June through August. Reliable and attractive accent or specimen, perfect for rock gardens. Evergreen perennial.

Full sun

Needs regular watering - weekly, or more often in extreme heat.

Average landscape size:

Moderate grower to 2 to 3 ft. tall and wide.

Growth rate: Moderate

# Landscape Plants 2' -4' tall and wide

## Sienna Sunrise® Heavenly Bamboo

Intense fiery red new foliage cools to lush green in summer. Red highlights reappear in fall and winter. Occasionally produces small white flowers. Perfect choice for high profile accents or nooks in architecture. Mass for intense color. Evergreen.


Partial to full sun

Water Needs: Needs regular watering - weekly, or more often in extreme heat.

Average landscape size: Slow growth to 3 to 4 ft. tall, 2 feet wide.

Growth rate: Slow

Growth habit: Compact, Narrow



## Emerald Gaiety Wintercreeper

Deep green leaves edged in sparkling white are tinged with pink in winter. Evergreen shrub with a dense erect habit, excellent for small hedges and foundation plantings.

Needs regular watering - weekly, or more often in extreme heat.

Full sun

Average landscape size: Moderate grower to 2 to 3 ft. in 10 yrs., 4 to 5 ft. tall, 3 ft. wide with age; climber if supported

## Stoke's Dwarf Yaupon Holly


Dwarf evergreen shrub, its tight branches creating a spreading mound excellent for a low hedge, as a border or around foundations. Tiny foliage on twiggy branches, takes well to shearing.

Partial to full sun

Needs regular watering - weekly, or more often in extreme heat.

Average landscape size: Slow growing to 2 to 3 ft. high, 4 ft. wide.

Growth rate: Slow



## Dwarf Yedda Hawthorn

Dwarf evergreen shrub has low mounding rounded form with dense branches. Small lustrous dark green foliage is clustered at the end of the branches. Small flowers are fragrant.

Excellent for groupings.

Partial to full sun

Once established, needs only occasional watering.

Average landscape size: Slow growing to 3 to 4 ft. tall and wide.

Growth rate: Slow

Fragrant, Showy Flowers

# Landscape Plants 3' - 4 ' Tall and Wide



## Fraser's Photinia

Excellent medium shrub for hedge or screens. New growth explodes in bright bronze-red in early spring, maturing to large, dark green leaves. Evergreen, can be used as espalier or as a patio tree.

Full sun

Water Needs: Needs regular watering - weekly, or more often in extreme heat.

Average landscape size: Moderate to fast grower to 8 to 12 ft. high, 8 to 10 ft. wide.

Growth rate: Moderate

## Firepower Heavenly Bamboo *Nandina domestica 'Firepower'*

One of the best coloring Nandinas! Brilliant red foliage fall through winter. Neat mounds are terrific for borders, massing and containers. Requires no pruning.

Full sun

Needs regular watering - weekly, or more often in extreme heat.

Average landscape size: Moderate growing to 30 in. tall and wide.

Growth rate: Moderate



## Columbine

Blooms for a long period in early spring, producing showy flowers in contrasting shades of deep blue and white. Easy-to-grow plant will gently self sow. Excellent choice for mixed borders, cutting gardens and woodland settings. Attracts hummingbirds and butterflies\

Partial to full sun

## Stella De Oro Dwarf Daylily

Sensational, award-winning selection that blooms with heavy clusters of 2-1/2 in. yellow blooms. Reblooms freely into early fall. This easy to care for plant forms neat, compact clumps.

Herbaceous.

Partial to full sun



# Landscape Plants 4' plus tall and wide



## Dwarf Alberta Spruce

A perfect cone shaped dwarf conifer displaying dense green needles which are soft to the touch. Excellent as a container plant or miniature Christmas tree. Makes a formal statement in the garden. Evergreen.

Partial to full sun

Water Needs: Needs regular watering - weekly, or more often in extreme heat.

Average landscape size: Slow growing 6 to 8 ft. tall, 4 to 5 ft. wide.

Growth rate: Slow

## Green Mountain Boxwood

Vigorous growing boxwood when young. Dense upright form with bright green leaves that retain their color through winter. Natural cone shaped form if left unsheared, excellent hedge. Evergreen.

Partial to full sun

Water Needs: Needs regular watering - weekly, or more often in extreme heat.

Average landscape size: Moderate growing 5 ft. tall, 3 ft. wide.

Growth rate: Moderate



## Emerald 'N Gold Wintercreeper

A colorful evergreen shrub, providing bright green foliage with a gold edge all year long. Its dense mounding habit makes it an excellent small hedge or border plant.

Needs regular watering - weekly, or more often in extreme heat.

Average landscape size: Moderate growing 4 to 5 ft. tall, 3 ft. wide with age; climber if supported

Growth rate: Moderate

## Endless Summer® Hydrangea

The first repeat blooming mophead Hydrangea. Remove spent flowers to have blooms from spring to fall. Cut emerging spring growth back to half to increase the number of pink (in alkaline soil) or blue (in acidic soils with sufficient aluminum) blooms.

Filtered sun

Needs regular watering - weekly, or more often in extreme heat.

Average landscape size: Well rounded shrub reaches 3 to 5 ft. tall and wide.

Growth rate: Moderate



# Landscape plants 5'-6' tall and wide



## **Berri-Magic® Kids' Holly Combination**

A profusion of bright red berries fall through winter is assured because a male pollenizer is planted in the same container as the fruiting female. The x meserveae species are the hardiest of the Hollies with glossy, blue green leaves and purple stems. Evergreen.

Partial to full sun

Water Needs Needs regular watering - weekly, or more often in extreme heat.

Average landscape size: Moderate growing 6 to 8 ft. tall, 3 to 6 ft. wide.

Growth rate: Moderate

## **Petite Embers™ Crape Myrtle**

Dwarf, upright branched shrub topped by a profusion of rose, crepe-like blooms in the heat of summer. Useful smaller size fits well in smaller landscapes. Deciduous.

Light needs: Full sun

Water Needs: Once established, needs only occasional watering.

Average landscape size: Vigorous grower to only 5 ft. tall, 4 ft. wide.

Growth rate: Fast



## **Petite Plum® Dwarf Butterfly Bush**

Spectacular shrub with fragrant, dense clusters of cone-shaped reddish-purple blooms. Butterflies love them! Use as colorful landscape accents or to provide screening in warm season.

Deciduous.

Light needs: Partial to full sun

Water Needs: Needs regular watering - weekly, or more often in extreme heat.

Average landscape size: Compact grower to 5 ft. tall, 5 ft. wide.

Growth rate: Fast

Growth habit: Compact

# Landscape Trees 15 - 20 ft tall



## Crabapple

Lateral branches sweep downward and then curve up giving the tree a unique form. Semi-double white flowers hang from the branches like angel wings before the foliage appears. A striking landscape specimen or accent.

Disease-resistant. Deciduous.

Full sun

Water Needs: Needs regular watering - weekly, or more often in extreme heat.

Average landscape size: An upright, semi-weeping tree to 15 ft. tall, 12 to 15 ft. wide.

Growth rate: Moderate

Growth habit: Weeping

## Red-Leaf Japanese Maple

Graceful deciduous tree displaying star-like leaves which hold excellent red-purple color. Foliage makes an outstanding contrast with green leaved plants.

Brilliant red fall color.

Partial to full sun

Water Needs: Needs regular watering - weekly, or more often in extreme heat.

Average landscape size: Moderate growing tree to 18 ft. tall and wide.

Growth rate: Moderate

Growth habit: Round



## Purple Leaf Plum

Terrific tree with bronze-purple leaves when young, then dark purple mature foliage. Pale pink to white blooms. Bears dull purple fruit. Useful in all areas of landscape: lawn, patio, terrace. Deciduous.

Full sun

Water Needs: Needs regular watering - weekly, or more often in extreme heat.

Average landscape size: Moderate grower to 20 ft. tall, 15 ft. wide.

Growth rate: Moderate

Growth habit: Round